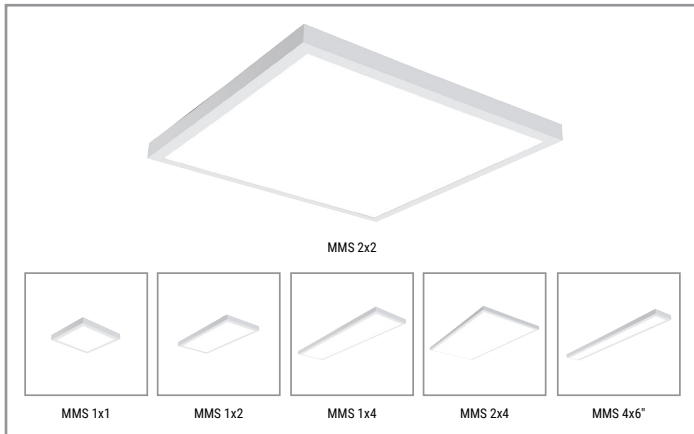


Project		Catalog #		Type	
Prepared by		Notes		Date	



## Metalux

### MMS Multi-mount Selectable

1x1 / 1x2 / 4x6" / 1x4 / 2x2 / 2x4  
Direct Mount LED Backlit Panel

#### Typical Applications

Offices • Education • Healthcare • Retail

#### Product Certification



#### Product Features



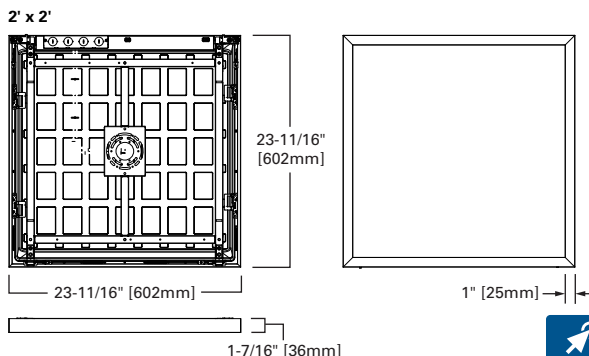
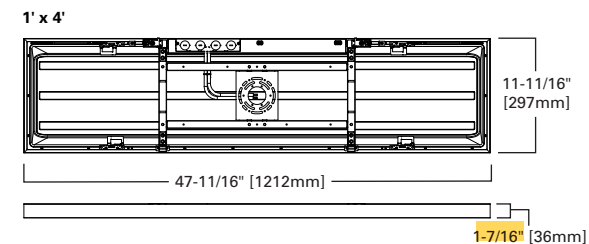
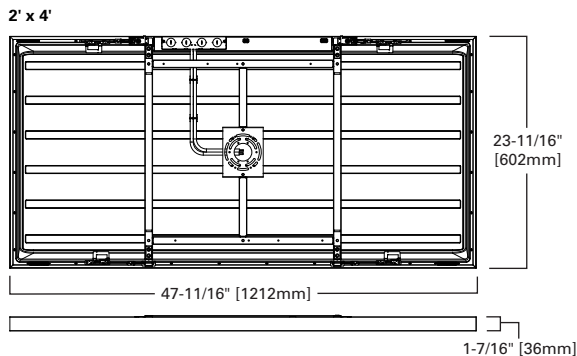
#### Interactive Menu

- Order Information [page 2](#)
- Product Specifications [page 5](#)
- Product Warranty

#### Top Product Features

- **Versatile mounting:** Surface (no surface mount kit needed), recessed, suspended (with kit) or wall mount
- 1' x 4', 2' x 2', 2' x 4' with standard 90 CRI, (3) CCT Selectable: 3500K, 4000K, 5000K
- 1' x 1', 1' x 2', 6" x 4' with standard 90 CRI, (5) CCT Selectable: 2700K, 3000K, 3500K, 4000K, 5000K
- Selectable switches are located on top of the junction box, for quick adjustment before and after installation
- 0-10V continuous dimming to 5% for increased energy savings
- Acrylic micro-optics provide uniform illumination across the entire lens
- 4MMS6-L3C5-UNV is JA8 T24 Listed

## MMS Dimensions



[additional product diagrams](#)



## MMS Ordering Information/Performance

Default CCT/Lumen Setting: 4000K/Medium

Size	Catalog	Lumen Setting	CCT	CRI (Min)	Delivered Nominal Lumens	Watts	Efficacy (lm/W)
1x1	11MMS-L3C5-UNV <sup>(1)</sup>	Low	2700K	90	1008	9	115
			3000K	90	1046	9	119
			3500K	90	1088	9	122
			4000K	90	1108	9	124
			5000K	90	1114	9	127
		Medium	2700K	90	1510	14	109
			3000K	90	1567	14	112
			3500K	90	1630	14	116
			4000K	90	1659	14	119
			5000K	90	1669	14	119
		High	2700K	90	1981	20	99
			3000K	90	2056	20	102
			3500K	90	2138	20	106
			4000K	90	2177	20	108
			5000K	90	2190	20	109
1x2	12MMS-L3C5-UNV <sup>(1)</sup>	Low	2700K	90	1800	17	107
			3000K	90	1861	17	109
			3500K	90	1935	17	113
			4000K	90	1963	17	115
			5000K	90	1951	17	115
		Medium	2700K	90	2348	24	99
			3000K	90	2428	24	102
			3500K	90	2524	24	105
			4000K	90	2561	24	107
			5000K	90	2545	24	107
		High	2700K	90	2894	32	90
			3000K	90	2992	33	92
			3500K	90	3110	33	95
			4000K	90	3156	33	97
			5000K	90	3136	32	97
4x6"	4MMS6-L3C5-UNV <sup>(1)</sup>	Low	2700K	90	1820	17	107
			3000K	90	1868	17	109
			3500K	90	1936	17	113
			4000K	90	1977	17	115
			5000K	90	2010	17	117
		Medium	2700K	90	2400	24	101
			3000K	90	2464	24	103
			3500K	90	2554	24	106
			4000K	90	2607	24	109
			5000K	90	2650	24	111
		High	2700K	90	2993	32	94
			3000K	90	3073	32	95
			3500K	90	3185	32	98
			4000K	90	3252	32	100
			5000K	90	3306	32	102

Notes: (1) Does not qualify for DLC.



## MMS Ordering Information/Performance

Default CCT/Lumen Setting: 4000K/Medium

Size	Catalog	Lumen Setting	CCT	CRI (Min)	Delivered Nominal Lumens	Watts	Efficacy (lm/W)
1x4	14MMS-L3C3-UNV	Low	3500K	90	2620	19	137
			4000K	90	2793	18	153
			5000K	90	2699	19	141
		Medium	3500K	90	3494	26	133
			4000K	90	3725	25	148
			5000K	90	3599	26	137
		High	3500K	90	4958	40	124
			4000K	90	5286	38	138
			5000K	90	5107	40	128
2x2	22MMS-L3C3-UNV	Low	3500K	90	2684	20	137
			4000K	90	2857	19	154
			5000K	90	2684	20	137
		Medium	3500K	90	3544	27	131
			4000K	90	3772	26	146
			5000K	90	3544	27	130
		High	3500K	90	4948	41	120
			4000K	90	5267	39	135
			5000K	90	4947	41	120
2x4	24MMS-L3C3-UNV	Low	3500K	90	3689	26	140
			4000K	90	3839	25	151
			5000K	90	3732	26	141
		Medium	3500K	90	4769	35	137
			4000K	90	4963	34	148
			5000K	90	4825	35	139
		High	3500K	90	6339	48	132
			4000K	90	6598	47	142
			5000K	90	6414	48	133

### MMS Shipping Data

Model Number	Weight	Length	Width	Height	UPC
11MMS-L3C5-UNV	3.04	12.80	25.12	2.68	080083292004
12MMS-L3C5-UNV	4.99	12.80	25.12	2.68	080083292011
4MMS6-L3C5-UNV	5.27	6.81	49.13	2.68	080083292028
22MMS-L3C3-UNV	8.07	24.80	25.12	2.68	080083292042
14MMS-L3C3-UNV	7.78	12.80	49.13	2.68	080083292035
24MMS-L3C3-UNV	12.98	24.80	49.13	2.68	080083292059

### MMS Options

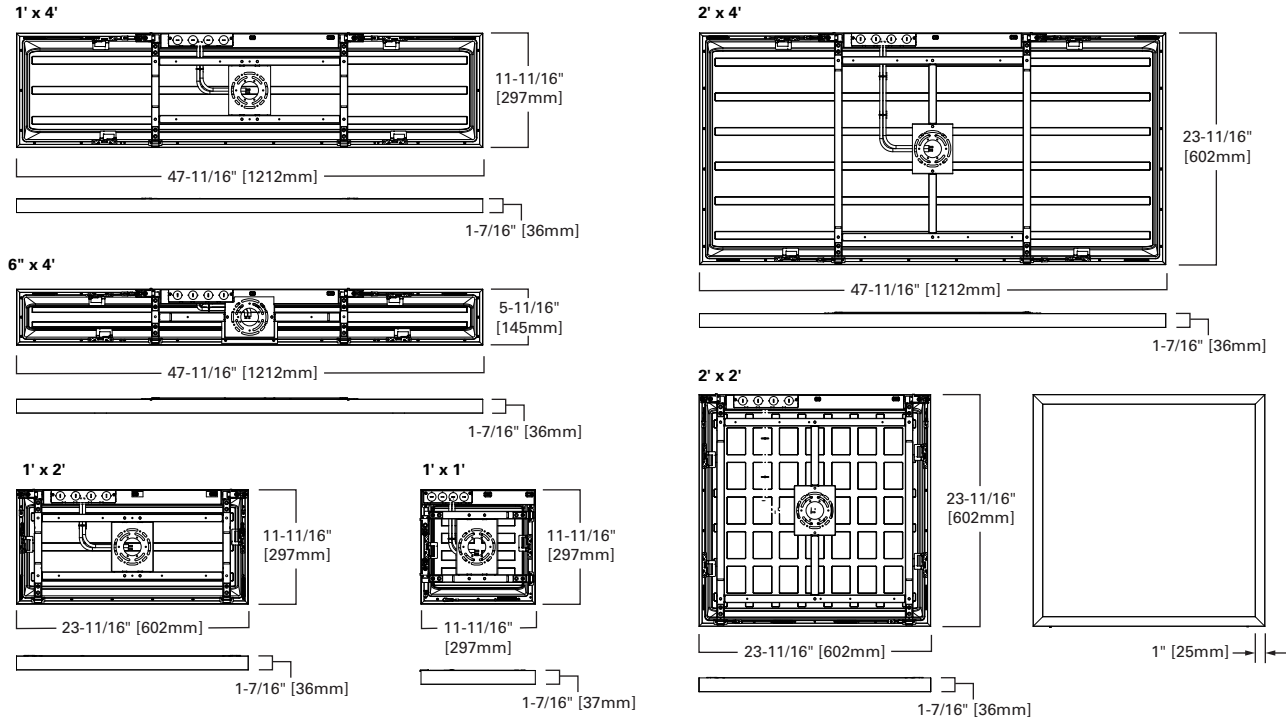
Catalog	Description	Example	Notes
A3/8-4/18GDIM	6' Length, 3/8" Cable, 3 Wire, 3 Dimming Leads, Ground	22MMS-L3C3-UNV-A3/8-5/18GDIM	Factory installed for Recessed or Suspension mount only

### MMS Accessories (order separately)

Catalog	Description	Note
EL7W <sup>(1),(2)</sup>	7W EM Pack, Factory Wired	Factory installed for Recessed or Suspension mount only
EL14W <sup>(1),(2)</sup>	14W EM Pack, Factory Wired	Factory installed for Recessed or Suspension mount only
EL10W <sup>(1),(2)</sup>	10W EM Pack, Factory Wired	Factory installed for Recessed or Suspension mount only
EBPLED7 <sup>(1),(2)</sup>	LED 7 watt emergency battery pack	Field Installed
EBPLED14 <sup>(1),(2)</sup>	LED 14 watt emergency battery pack	Field Installed
WTA <sup>(2)</sup>	WaveLinX PRO Wireless Tilemount Kits	Installs into ceiling tile with pre-wired kit for Recessed or Suspension mount only
WTK <sup>(2)</sup>	WaveLinX LITE Wireless Tilemount Kits	Installs into ceiling tile with pre-wired kit for Recessed or Suspension mount only

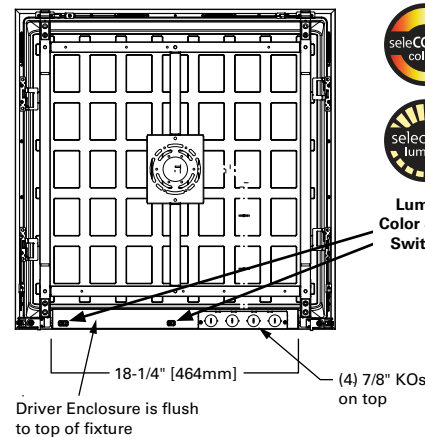
**Notes:** (1) Emergency not compatible with 11MMS due to size restrictions. (2) Emergency Battery and WTA/WTK for Recessed and Suspended mount only. See emergency locations in [dimensions section pg 4](#).

## MMS Dimensions



## MMS Driver Enclosure / Junction Box

Top View (2' x 2')



**Default CCT/Lumen Setting:**  
4000K/Medium

## MMS Accessories

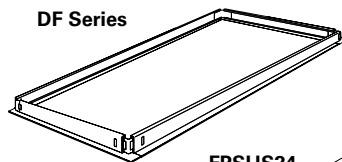
### Drywall Frame Kit

Catalog No.	Description	UPC
DF-24W-U	2x4 dry wall frame kit	0662401232970
DF-22W-U	2x2 dry wall frame kit	0662401232963
DF-14W-U	1x4 dry wall frame kit	0662401232949

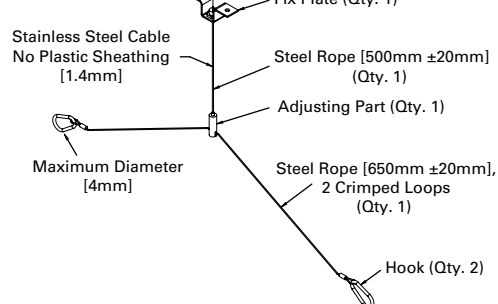
### Suspension Kit

Catalog	UPC	Description
FPSUS24	080083258895	2 point Y-hanger suspension kit includes aircraft cable, carabiner, ceiling connection, SO cord, cord connectors and round 4" J-box cover plate
Mounting height from ceiling Min.=7-1/4" [184mm] Max.=27" [286mm]		

### DF Series



### FPSUS24



# MMS Product Specifications

## Construction

- Rigid cold rolled steel housing
- No holes in the housing prevents dust, debris or bug intrusion
- Equipped with steel bracket for easy surface and recessed mounting

## Mounting

- Integral grid clips secure fixture to the T-Grid
- Junction box constructed of code gauge galvanized steel with access plate
- Multiple 7/8" KO's provided, suitable for up to 12AWG wiring
- Surface mount bracket included for seamless installation
- Safety fasteners included to allow hands free wiring and safe installation

## Controls

- Standard UNV 120 - 277V driver with 0-10V dimming, 5% standard
- Can be used with tile mounted sensor or other remote mount controls

- Selectable driver for up to five color temperature choices and three lumen package choices

## Electrical

- MMS projected lumen maintenance based on TM21 testing standards is >L82@60,000 hours
- Driver rated for FCC part 15 Class B for use in residential or commercial applications
- LEDs are 90 CRI (minimum) and switch to 2700K, 3000K, 3500K, 4000K, or 5000K.
- Emergency battery pack options available in 7W, 10W, and 14W (not compatible with surface mounting)
- Default CCT/Lumen Setting: 4000K/Medium

## Optical Shielding

- Acrylic micro-optics enable uniform distribution of LEDs for uniform lens illumination
- Smooth, frosted lens delivers uniform illumination across the entire lens
- Durable lens with surface texture to minimize scratch and impact damage

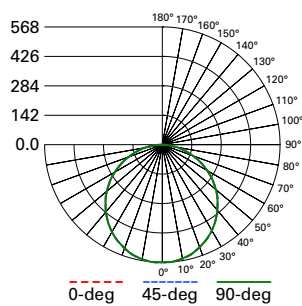
## Certifications

- cULus listed for 25C ambient environments, indoor applications
- IC rated for direct insulation contact
- UL damp location listed
- IESNA LM-79 and LM-80 standards compliant
- Qualifies as State of California Title 24 high efficiency luminaire
- 14MMS, 22MMS and 24MMS DesignLights Consortium® Qualified and classified for DLC Standard, refer to [www.designlights.org](http://www.designlights.org) for details
- FCC part 15 class B (residential) compliant
- Fixture is rated for NSF/ANSI standard 2 - Light fixture for Splash Zone and Non-Food Zone (approved for recessed mounting only)

## Warranty

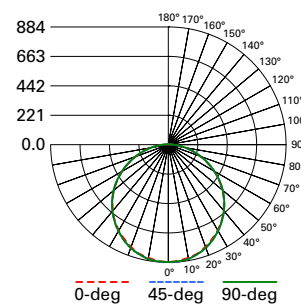
- Five year limited standard warranty

# MMS Photometric Data

[View IES files](#)


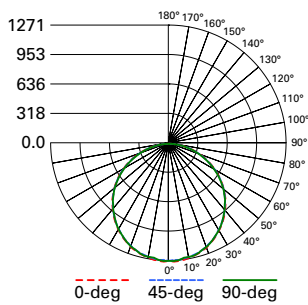
## 11MMS-L3C5-UNV-MEDIUM-4000K

Electronic Driver  
Linear LED 4000K  
Spacing criterion: (II) 1.26 x mounting height, (⊥) 1.26 x mounting height  
Lumens: 1659  
Input Watts: 14W  
Efficacy: 118.5 LPW  
Test Report: 11MMS-L3C5-UNV-MEDIUM-4000K.IES



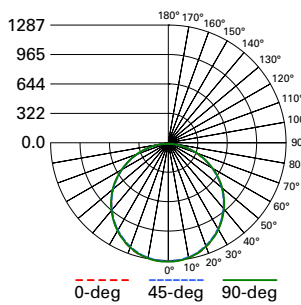
## 12MMS-L3C5-UNV-MEDIUM-4000K

Electronic Driver  
Linear LED 4000K  
Spacing criterion: (II) 1.25 x mounting height, (⊥) 1.26 x mounting height  
Lumens: 2561  
Input Watts: 24W  
Efficacy: 106.7 LPW  
Test Report: 12MMS-L3C5-UNV-MEDIUM-4000K.IES



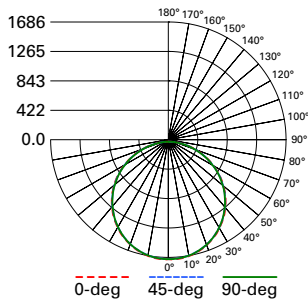
## 14MMS-L3C3-UNV-MEDIUM-4000K

Electronic Driver  
Linear LED 4000K  
Spacing criterion: (II) 1.27 x mounting height, (⊥) 1.27 x mounting height  
Lumens: 3725  
Input Watts: 25.2W  
Efficacy: 147.8 LPW  
Test Report: 14MMS-L3C3-UNV-MEDIUM-4000K.IES



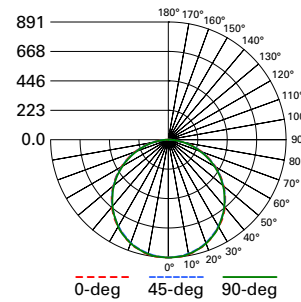
## 22MMS-L3C3-UNV-MEDIUM-4000K

Electronic Driver  
Linear LED 4000K  
Spacing criterion: (II) 1.26 x mounting height, (⊥) 1.27 x mounting height  
Lumens: 3772  
Input Watts: 25.8W  
Efficacy: 146.2 LPW  
Test Report: 22MMS-L3C3-UNV-MEDIUM-4000K.IES



## 24MMS-L3C3-UNV-MEDIUM-4000K

Electronic Driver  
Linear LED 4000K  
Spacing criterion: (II) 1.27 x mounting height, (⊥) 1.27 x mounting height  
Lumens: 4963  
Input Watts: 33.5W  
Efficacy: 148.1 LPW  
Test Report: 24MMS-L3C3-UNV-MEDIUM-4000K.IES



## 4MMS6-L3C5-UNV-MEDIUM-4000K

Electronic Driver  
Linear LED 4000K  
Spacing criterion: (II) 1.26 x mounting height, (⊥) 1.26 x mounting height  
Lumens: 2607  
Input Watts: 24W  
Efficacy: 108.6 LPW  
Test Report: 4MMS6-L3C5-UNV-MEDIUM-4000K.IES